

TNR EXCELLENCIA ACADEMY

HOLIDAY HOMEWORK

GRADE-II SESSION 2020-21

Dear Parents,

Summer vacation, is the break before dashing headlong into another term with its share of activities and academics. However, for children, holidays mean seeing new places, visiting grandparents, lot of fun, food, films and cartoons, games and sleep.

The summer vacation of 2020 is a little different as all enjoyment is restricted within the houses due to the COVID 19 pandemic. To make the home stay more creative and productive, home work assignments have been designed creatively to enhance learning and fun.

The assignments are based on the topics that have been covered during the online classes or through worksheets enabling children to recapitulate the topics taught and exercise their creativity.

Children should have a fixed time each day to do their homework. Children should be encouraged to do the work themselves.



Dear Students,

During the summer vacation, try and speak in English with everyone in the family and neighbourhood. Revise all the concepts taught during the online classes. Learn to tie your shoe laces, to button your shirts and dress smartly. Water the plants and spend quality time with your family.

Note for students:


1. Prepare subject wise notebooks for doing the homework (if possible) or can take printouts of the same based on availability. White/ruled loose sheets/old notebook can also be used for the purpose.
 2. The holiday work must be done in a very neat and presentable manner
 3. Student will be assessed on handwriting, presentation, neatness, completion of all the given work.
 4. Students should only use cursive writing for all subjects except Hindi, Telugu and Sanskrit.
 5. Each subject will have question/task under SEA (Subject Enrichment Activity) that will be project based, research based, will have writing, reading, presentation and documentation involved and will have 5 marks contributing towards SA-I. Project to be submitted within 10 days of school re opening after summer vacation. Make it as creative as possible.
 6. Enrich your vocabulary by learning the vocabulary words from Hindi & English textual books.
 7. Home work to be submitted immediately on the school re opening day for checking. No late submission will be entertained or corrected by facilitators if not submitted on the day of reopening.
 8. Learn the poem given in all the languages (English, Hindi, and Telugu) by heart as elocution will be conducted of the same after the school reopens.
 9. Subject specific instructions are mentioned. Read them thoroughly.
-




I. Match the words in the columns below and write the compound words.


- | | |
|----------|----------|
| rain ○ | ○ ball |
| bath ○ | ○ ship |
| star ○ | ○ paper |
| wall ○ | ○ ground |
| rattle ○ | ○ house |
| space ○ | ○ bow |
| foot ○ | ○ cloth |
| play ○ | ○ snake |
| green ○ | ○ fish |
| table ○ | ○ room |

II. Join these words with the names of the pictures. Write the new words in the blanks and make sentences with the compound words.

1. Pine +  = _____

2. Foot +  = _____

3. Arm +  = _____

4. Door +  = _____

5. Hand +  = _____



6. Rain + _____ = _____

III. Fill in the blanks with sh words from the box.

Ship shark shoes sheep shop

1. You wear these on your feet. _____
2. This is a big sea animal. _____
3. This sails on the sea. _____
4. This animal gives us wool. _____
5. You buy things from here. _____



IV. Rearrange these words to make sentences

1. prabhu playing football is.
2. like to draw Jaya paint and.
3. is umbrella what your color?
4. are the children in park the.
5. mary pretty doll has a.



V. Write the soft 'c' and hard 'c' words in two different columns and make sentences with any five.

cent	crane	nice	camp	place
cake	candy	color	dice	come
cell	race	cute	dance	carry
crash	fancy	city	catch	twice

VI. Write 5 sentences about this picture.



VII. Complete the following bits from the lesson (Mary and the Mouse) shared on MCB.

F, G, M, N and Life Skills.

VIII. Read any one of the stories from the link given below.

Stories to choose from are

1. Goldilocks and the Three Bears
2. Why Flies Buzz
3. The Three Little Pigs

<https://freekidsbooks.org/wp-content/uploads/2019/12/CKF-Fables-and-Stories-BB-CKF-FKB.pdf>

Write 5 lines about your favorite character in the story you read.

IX. Learn two new words from the dictionary of each letter of the English Alphabet. So, you will learn 2 new words with the letter A, two new words with the letter B and so on till the letter Z.

X. Learn with expressions the poem The Little Plant for Elocution test after school reopens.

XI. SUBJECT ENRICHMENT ACTIVITY (S.E.A)

Soak some seeds (chick peas or whole green moong daal) overnight. Sow the soaked seeds in a small pot that you can carry to school. Place it somewhere it gets morning sunlight. Water it regularly. Watch it grow. Before your vacation ends write 5 sentences on how you grew the plants, how you took care of them and how well they have grown. Take the pictures of all the stages.





I. Write the expanded form of the numbers

1. 121:- 1 hundred + 2 tens + 1 one.
2. 165
3. 303
4. 544
5. 845
6. 777
7. 292
8. 983
9. 630
10. 418



II. Arrange the digits and form smallest and largest possible 2-digit numbers.

Digits	Smallest possible number	Largest possible number
5,3		
7,1		
6,2		
9,8		
3,0		
8,8		
2,9		

III. Identify and circle the even numbers.

1. 24,31,67,48
2. 52,79,81,66
3. 133,110,146,147
4. 140,123,188,139
5. 155,170,194,101
6. 111,166,147,100
7. 171,183,144,196
8. 132,106,153,159
9. 148,123,181,172
10. 168,117,180,131



IV. Write the place value of the underlined number

1. 121 :- place value of 2 is 20
7. 659

2. 181
3. 377
4. 944
5. 592
6. 267

8. 832
9. 720
10. 505

V. Fill in the blanks by skip counting

1. 3,6,9,____,____,____
2. 6,12,18,____,____,____
3. 8,16,24,____,____,____
4. 12,24,36,____,____,____
5. 15,30,45,____,____,____


VI. Dodging tables

- | | |
|--------------------------------------|---|
| 1. $3 \times \underline{\quad} = 18$ | 6. $8 \times 8 = \underline{\quad}$ |
| 2. $\underline{\quad} \times 4 = 20$ | 7. $9 \times \underline{\quad} = \underline{\quad}$ |
| 3. $6 \times 6 = \underline{\quad}$ | 8. $6 \times 8 = \underline{\quad}$ |
| 4. $7 \times \underline{\quad} = 56$ | 9. $5 \times 0 = \underline{\quad}$ |
| 5. $\underline{\quad} \times 9 = 36$ | 10. $10 \times 10 = \underline{\quad}$ |

VII. Practice tables from 5- 12 and write 2 times

VIII. SEA (Subject enrichment activity): Do neatly in A4 sheet

Draw, colour and write number of fruits in each row and add all the fruits:




TOTAL NUMBER OF FRUITS = _____



Note- Learn and write the question-answer of **L-1How our body works** from the notes in your EVS notebook.

I. Name and draw the sense organs which helps to do the following activities.



a.



b.



c.



d.



e.

II. Write the names of the following internal organs of our body and match with their functions.



a.

_____ They help us to breathe.



b. _____ 2) It pumps blood to all parts of our body.



c. _____ 3) It helps us to think, learn and remember.



d. _____ 4) It helps to digest our food

III. Find and name the body parts given in the grid. (maximum 15)



BODY PARTS

www.mes-english.com



M	H	K	M	T	E	N	A	F	K	A	R
O	T	N	F	N	O	S	E	C	A	E	K
U	O	E	R	I	G	O	A	M	D	C	C
T	O	E	S	L	N	B	F	L	Q	J	E
H	T	E	E	T	H	G	U	S	I	W	N
E	L	G	I	A	A	O	E	D	N	A	H
Y	R	O	I	M	H	M	Y	R	X	E	J
E	J	R	V	S	G	E	B	P	L	E	F
E	P	H	F	E	N	Z	Y	B	P	T	D
E	N	G	L	I	S	H	O	N	C	A	L
B	O	D	Y	I	Y	W	R	A	E	R	H
N	G	T	F	U	N	R	R	H	K	M	R



- IV. **SUBJECT ENRICHMENT ACTIVITY (S.E.A):** Draw and write the names of 5 external body parts and write 2 functions you perform with that body part. Do it on an A4 sheet or half chart paper.
(Eg- eyes – watch movie, see the book)

हिंदी

I. अपठित गद्यांश को पढ़कर प्रश्नों के उत्तर लिखो

एक लकड़हारा था। वह जंगल में जाकर लकड़ियाँ काटता। वह लकड़ियों गट्टर बनाकर सिर पर रखता और बाजार में जाकर बेचता। खूब मन लगाकर वह अपना काम करता। एक दिन गट्टर के भारी बोझ के कारण वह लड़खड़ा गया और गट्टर के ऊपर रखी कुल्हाड़ी नदी में गिर गई। लकड़हारा बहुत दुखी हुआ। नदी के किनारे बैठकर सोचने लगा कि अब क्या करेगा? लकड़ियाँ कैसे काटेगा?



- लकड़हारा जंगल से क्या लाता था ?

- लकड़हारा लकड़ियाँ कहाँ बेचने जाता था ?

- कुल्हाड़ी कहाँ गिर गई ?

- लकड़हारा किस के किनारे बैठा हुआ था ?

- लकड़हारा कुल्हाड़ी से क्या करता था ?

II. दिए गए शब्दों के अर्थ लिखो.

- उजाला _____
- मंडराना _____
- पंछी _____
- फूल _____

III. दिए गए प्रश्न के उत्तर लिखो

प्रश्न-1 डाल डाल पर कौन चेक रहा है ?

उत्तर _____

प्रश्न-2 सूरज अपने साथ क्या लाया ?

उत्तर _____

प्रश्न-3 कोयल क्या गा रही है ?

उत्तर _____

प्रश्न-4 ठंडी ठंडी क्या चल रही है ?

उत्तर- _____

प्रश्न-5 रंग-बिरंगे क्या महक रहे हैं ?

उत्तर _____

IV. उचित शब्द चुनकर कविता की पंक्तियां पूरी करो

(सूरज, गाना, बिस्तर, सुर, कुकू, बिरंगे, पंछी, साथ)

- हुआ सवेरा _____ आया,
- अपने _____ उजाला लाया ।
- डाल-डाल पर _____ चहके,
- रंग _____ फूल है महके ।
- कूहु _____ कर कोयल गाए,
- अपने _____ से हमें जगाए ।
- छोडकर _____ जागो सारे,
- लगता यह ही _____ गाए ।

V. दिए गए शब्दों के अर्थ अंग्रेजी में लिखो

- सवेरा _____
- सूरज _____
- फूल _____
- तितली _____
- उजाला _____

VI. दिए गए अक्षरों को जोड़कर शब्द बनाओ.

- ब + गी + चा - _____



b. चि + डि + या - _____

c. ख + र + गो + श - _____

d. हा + थ + गा + डी - _____


f. आ + ग + म + न - _____

VII. SUBJECT ENRICHMENT ACTIVITY(S.E.A) चार्ट पेपर पर एक वर्णमाला वृक्ष तैयार करो

VIII.सूरज आया (कविता को याद करो)

తెలుగు

ఈ క్రింది బొమ్మలో ఉన్న అచ్చులను, హల్లులను వేరుచేసి వ్రాయండి ?



* అచ్చులు: _____, _____, _____, _____

* హల్లులు: _____, _____, _____, _____, _____

II ఈ క్రింది వాక్యాలు చదువండి. బొమ్మలకు బదులు పేర్లు చేర్చి వ్రాయండి



1 సీత లో చామంతి పూవు పెట్టింది.

_____.



2 పలక పైన _____ ఉంది.

_____.



3 రాముని మెడలో _____ ఉంది _____.

III "మనం చదవగలం" వాక్యంలోని అక్షరాలతో కొత్త పదాలు ఇంద్రధనుస్సు బొమ్మను గీసి ఒక్కో రంగులో ఒక్కో పదాన్ని వ్రాయండి?



IV మీకు ఇష్టమైన ఏదైనా ఒక పువ్వు బొమ్మ గీయండి. రంగులు వేయండి.

ఆ పువ్వు గురించి వ్రాయండి

V ఈ క్రింది ఖాళీలను పూరించండి

- 1 పూ__సంచి
- 2 కు__సే
- 3 ము__లు
- 4 క__వ__
- 5 పొగ__లు

VI గళ్ళలోని అక్షరాలతో పదాలు వ్రాయండి?

వ	జ	ల
అ	న	ర
ం	త	స

1. _____ 2 _____ 3 _____

4 _____ 5 _____ 6 _____

VII ఈ క్రింది గళ్ళలోని పదాలు చదువండి. వాటితో వాక్యాలు వ్రాయండి?

బొంగరం	తోక	గుడి
కోతి	లోపల	గోడ
కొండ	తోటి	ఆడుకుందాం
కోట	మీద	తోట
ఇటుక	ఆట	పొడవు

VIII ఈ క్రింది గేయాన్ని అభినయంతో పాడండి

* అమ్మకు జే జే

* నాన్నకు జే జే

చదువులు చెప్పే గురువుకు జే జే

